

ELECTROCHEMICAL SENSOR

Type: AC9C.W*.R*

Description

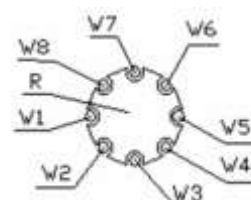
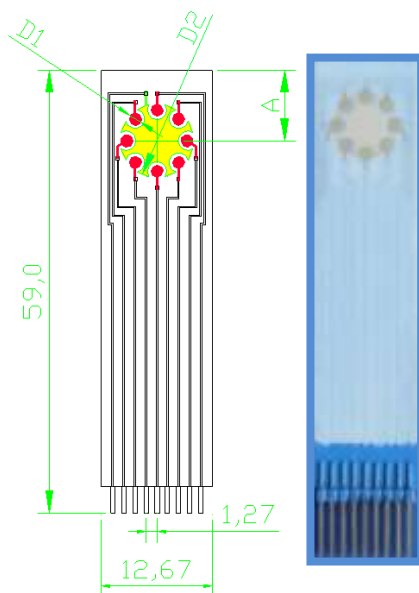
The sensor is formed on a corundum ceramic base. On to this surface eight working electrodes, and the reference electrode are applied. The electrodes can be made of variety of materials (see below). At the end of the sensor there is an integrated connector. It is connected with the active part by the silver conducting paths which are covered by a dielectric protection layer. A bio-chemically active substance can be put on the working electrodes of the sensor.

Physical parameters


Dimensions:

Weight: 1.7 gms
 Length: 59.0 mm
 Width: 12.70 mm
 Thickness: 0.63 mm

A = 7.80 ± 0.05 mm
 D₁ = 1.00 ± 0.05 mm



Working electrodes are marked anticlockwise as standard



Contacts numbering begins from the left corresponding working electrode number is in circle

Electrode Materials are defined by:

AC9C.W*.R*

The asterisk is replaced by the appropriate number or letter.

A - Amperometric sensor or electrode	2 - Pure Platinum
C - Corundum ceramic base	3 - Pure Silver
9 - Sensor group reference number	4 - Graphite
C - Connector	R - Reference electrode material
W - Working electrode material	S - Silver
S - Alloy of Gold and Platinum	1 - Silver / Silver Chloride
1 - Pure Gold	2 - Silver covered by AgCl

Datasheet: AC9C.W*.R*

Connector types for AC9C sensors range

	KA9C
AC9C.W*.R*	✓

Sensor Usage

This specific range of AC9C sensors enables the measurement of:

- Electrochemical complex with array of electrodes

References

- Tomas Bertok, Erika Dosekova, Stefan Belicky, Alena Holazova, Lenka Lorencova, Danica Mislovicova, Darina Paprckova, Alica Vikartovska, Robert Plicka, Jan Krejci, Marketa Ilcikova, Peter Kasak, and Jan Tkac
Mixed Zwitterion-Based Self-Assembled Monolayer Interface for Impedimetric Glycomic Analyses of Human IgG Samples in an Array Format
Langmuir, 2016, 32 (28), 7070-7078
DOI: 10.1021/acs.langmuir.6b01456
- E. Dock, A. Christenson, S. Sapelnikova, J. Krejci, J. Emnéus, T. Ruzgas
A steady-state and flow-through cell for screen-printed eight-electrode arrays,
Analytica Chimica Acta 531 (2005) 165-172

Experimental Accessories

- Flow Through Adapter

Ordering information

- The order is specified by whole sensor description formula
- Minimum order quantity - 5 sensors
- All order quantities are to be in multiples of 5 e.g. 5, 10, 15, etc.
- Delivery time for standard AC9C sensors is 4 weeks from receipt of order
- Delivery time for non-standard AC9C depends on final technical specification

Example of Order

- 100 pieces - AC9C.W2.R1