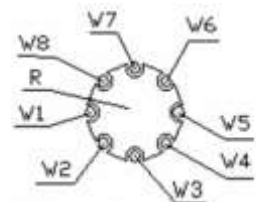


ELECTROCHEMICAL SENSOR

Type: AC9C.W*.R*

Description

The sensor is formed on a corundum ceramic base. On to this surface eight working electrodes, and the reference electrode are applied. The electrodes can be made of variety of materials (see below). At the end of the sensor there is an integrated connector. It is connected with the active part by the silver conducting paths which are covered by a dielectric protection layer. Different bio-chemically active substances can be immobilised on the working electrodes of the sensor.



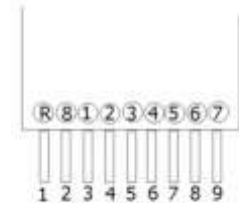
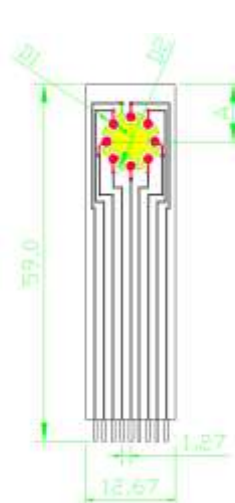
Working electrodes are marked anticlockwise as standard

Physical parameters

Dimensions:

Weight: 1.7 gms
Length: 59.0 mm
Width: 12.70 mm
Thickness: 0.63 mm

A = 7.80 ± 0.05 mm
D₁ = 1.00 ± 0.05 mm



Contacts numbering begins from the left corresponding working electrode number is in circle

Electrode Materials are defined by:

AC9C.W*.R*

The asterisk is replaced by the appropriate number or letter.

AC - Amperometric sensor or electrode on corundum ceramic base	
AC9 - Sensor group reference number	
C - Connector	
W - Working electrode material	R - Reference electrode material
S - Alloy of Gold and Platinum	S - Silver
1 - Pure Gold	1 - Silver / Silver Chloride
2 - Pure Platinum	2 - Silver covered by AgCl
3 - Pure Silver	
4 - Carbon(Graphite)	
5 - Manually Microdispensed Carbon(Graphite)	

Datasheet: AC9C.W*.R*

Connector types for AC9C sensors range

	KA9.s
AC9C.W*.R*	✓

Sensor Usage

This specific range of AC9C sensors enables the measurement of:

- Electrochemical complex with array of electrodes

Activation

BVT offers unactivated versions of both W4 and W5 for standard tests and direct measuring. For specialised testing and more precise results it is recommended to have the W4 and W5 activated (the activation in most cases, is unique for each type of test being carried out). The activation can be carried out by BVT, based on your requirements (activation will have an additional cost, which varies based on the type of activation required).

(Note: Please refer to AC1.* Data Sheet for more information on Activation)

References

- Tomas Bertok, Erika Dosekova, Stefan Belicky, Alena Holazova, Lenka Lorencova, Danica Mislovicova, Darina Paprckova, Alica Vikartovska, Robert Plicka, Jan Krejci, Marketa Ilcikova, Peter Kasak, and Jan Tkac
Mixed Zwitterion-Based Self-Assembled Monolayer Interface for Impedimetric Glycomic Analyses of Human IgG Samples in an Array Format
Langmuir, 2016, 32 (28), 7070-7078
DOI: 10.1021/acs.langmuir.6b01456
- E. Dock, A. Christenson, S. Sapelnikova, J. Krejci, J. Emnéus, T. Ruzgas
A steady-state and flow-through cell for screen-printed eight-electrode arrays,
Analytica Chimica Acta 531 (2005) 165-172

Experimental Accessories

- Flow Through Adapter

Ordering information

- The order is specified by whole sensor description formula
- Minimum order quantity - 10 sensors
- All order quantities are to be in multiples of 10 e.g. 10, 20, 30, etc.
- Delivery time for standard AC9C sensors is 4 weeks from receipt of order
- Delivery time for non-standard AC9C depends on final technical specification

Example of Order

- 100 pieces - AC9C.W2.R1